



# **WELCOME GUIDE** **for VISITORS**



## 1. INFORMATION about THE UNIVERSITY of DEUSTO (UD)

The University of Deusto first opened its doors in 1886. Its birth was the result of the combined concerns and cultural interests of the Basque Country, which wished to have a university of its own, and of the Jesuit Fathers, who wanted to move their school of higher studies from La Guardia (Pontevedra) to a more central location. The chosen site was Bilbao, a bustling seaport and commercial city that at the time was enjoying considerable industrial growth.

Today the University of Deusto has two campuses located in the Basque Country's major coastal cities: Bilbao and San Sebastian.



**Address:** Avda. Universidades 24. 48007. Bilbao

**Web sites:**

**University of Deusto:** <http://www.deusto.es>

**Engineering Faculty:** <http://www.ingenieria.deusto.es>

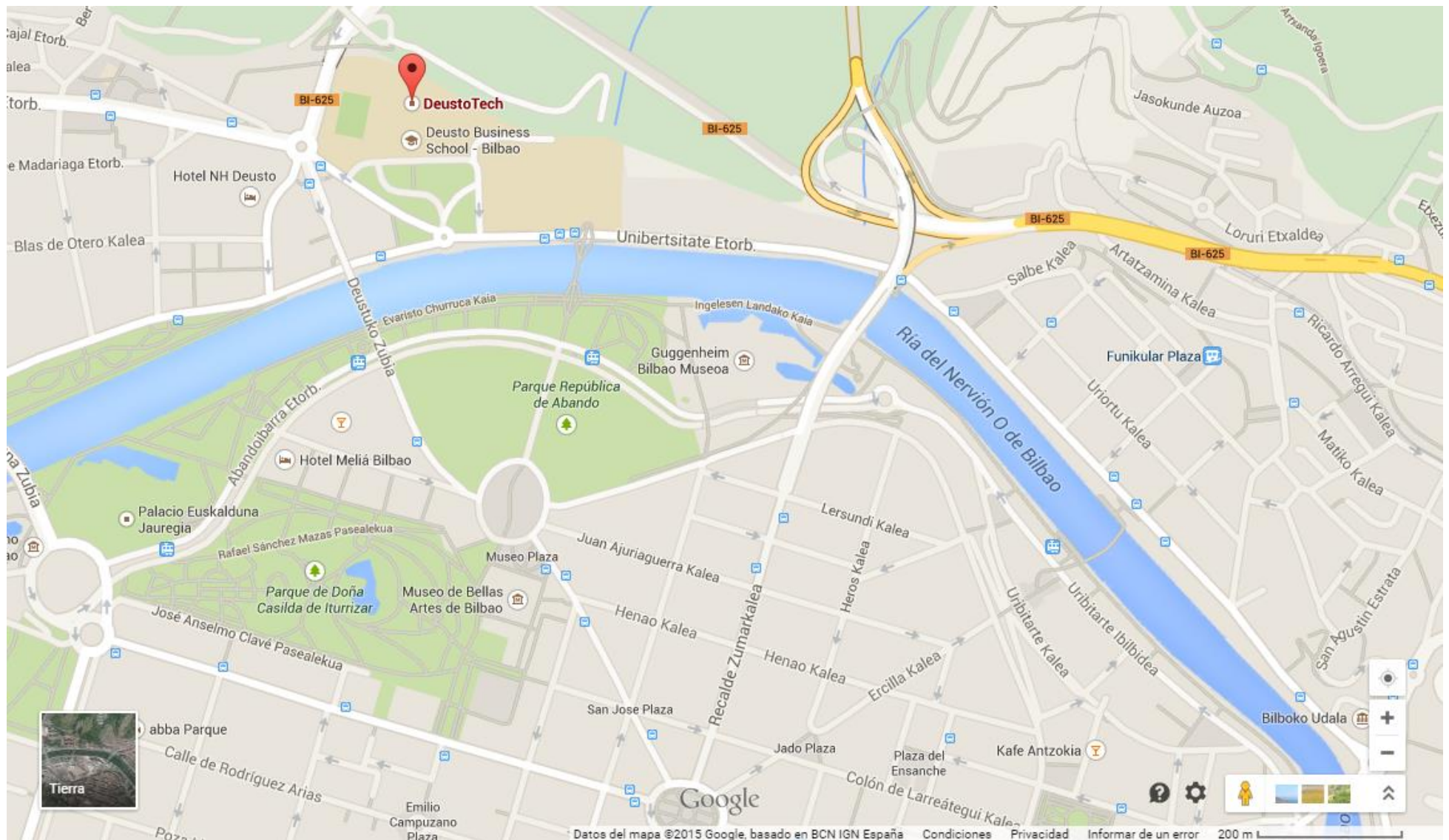
**DeustoTech Life:** <http://evida.deusto.es/>

**DeustoTech Life telephone numbers:**

Tlf.- +34 94 413 90 03 Ext. 2599

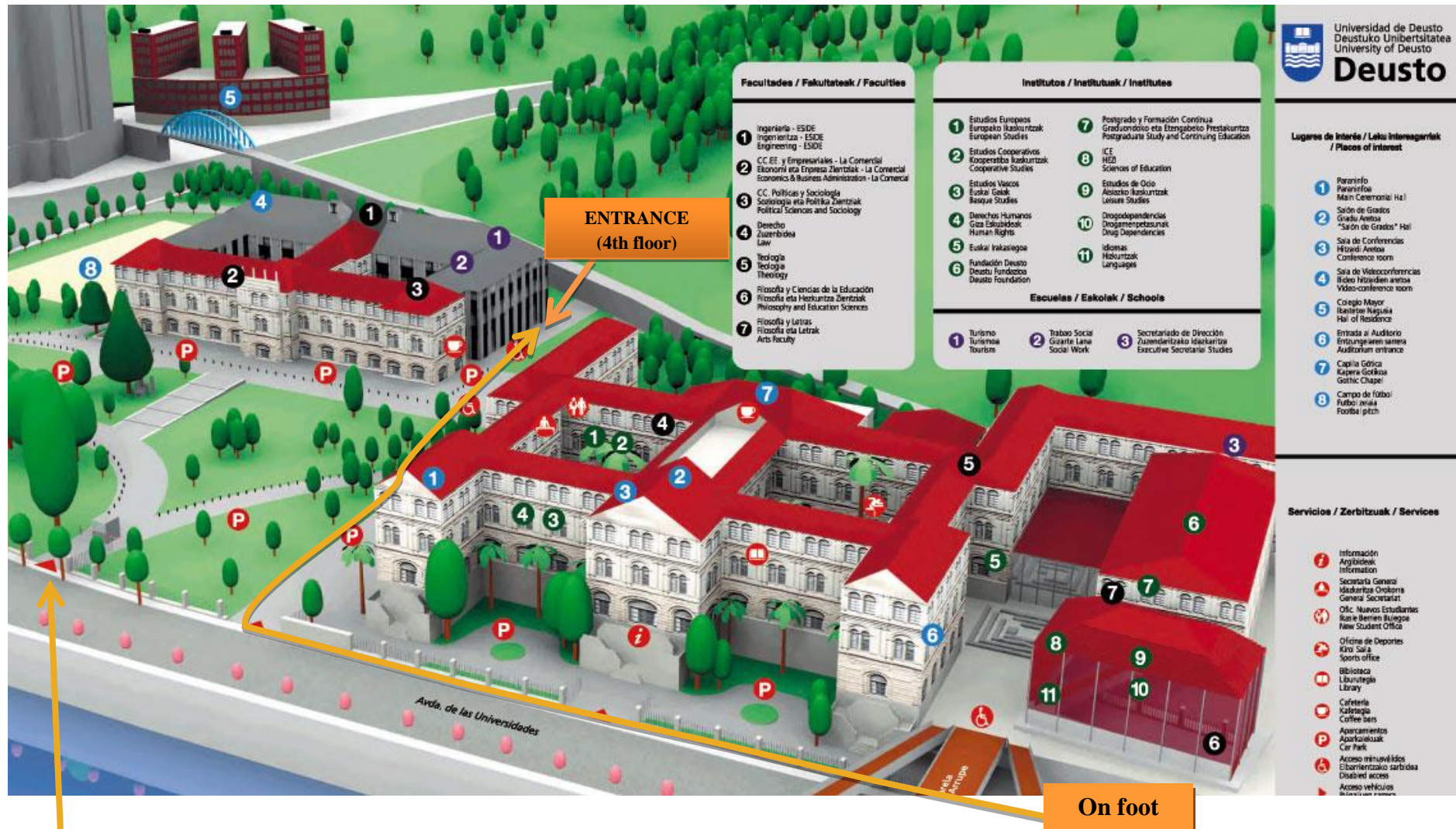
Mov.- +34 619 96 72 23

## Location





## Location



### How to get to the meeting venue by car

The entrance to the car park is just opposite the roundabout by the river. If you speak to the security assistant at the car park entrance and tell them that you are attending a meeting at DeustoTech Life (they will already have a list with all the car number plates), they assistant will direct you where you should park. Once you have parked your car, follow the same instructions as those arriving on foot and access the building from the stairs which are located on the left outside the building. Take the lift and go to the **fourth floor**.

## 2. Instructions to connect to the Internet in the University of Deusto

**Step 1:** Choose the university wifi called **UDWIFI**

**Step 2:** When opening your internet browser, the following window will appear



**Deusto**  
Universidad de Deusto  
Deustuko Unibertsitatea

**Bienvenido a la red WiFi de la UD**

La manera **recomendada** de utilizar la red inalámbrica es mediante la red WiFi "eduroam".

Una vez que configures eduroam en tu ordenador portátil, teléfono móvil o tablet podrás disponer de conectividad WiFi en un gran número de instituciones repartidas por todo el mundo.

Disponemos de guías de configuración a tu disposición, de manera que te resulte sencillo empezar a utilizar eduroam. Haz clic en el botón para acceder a ellas.

[configura eduroam en tu equipo](#)

Si no puedes configurar eduroam en tu equipo puedes acceder a los servicios introduciendo tu nombre de usuario y contraseña.

Si eres alumno y no conoces tu usuario y contraseña, infórmate en un PIU en el apartado Extranet - Identificación en los sistemas informáticos.

**AUTENTICACIÓN**

USUARIO

CONTRASEÑA



**Deusto**  
Universidad de Deusto  
Deustuko Unibertsitatea

**Bienvenido a la red WiFi de la UD**

La manera **recomendada** de utilizar la red inalámbrica es mediante la red WiFi "eduroam".

Una vez que configures eduroam en tu ordenador portátil, teléfono móvil o tablet podrás disponer de conectividad WiFi en un gran número de instituciones repartidas por todo el mundo.

Disponemos de guías de configuración a tu disposición, de manera que te resulte sencillo empezar a utilizar eduroam. Haz clic en el botón para acceder a ellas.

[configura eduroam en tu equipo](#)

Si no puedes configurar eduroam en tu equipo puedes acceder a los servicios introduciendo tu nombre de usuario y contraseña.

Si eres alumno y no conoces tu usuario y contraseña, infórmate en un PIU en el apartado Extranet - Identificación en los sistemas informáticos.


**AUTENTICACIÓN**

USUARIO

CONTRASEÑA

**Step 3:** on the small box on the right, you will need to insert the user name and the password, which is the same for both: **estudiante**

**Step 4.** The following window will be visible for 5 seconds, after which time, you will be properly connected



**User Authenticated**

In 5 seconds you will be automatically redirected to <http://itastformacion.tel.uva.es/mod/forum/post.php>.

Click [here](#) to go there directly.

Click [here](#) to bookmark this page.

### 3. Bilbao

#### 3.1. Tourist information

Comprehensive information about Bilbao: what to see and do, where to stay, how to get around, etc.

<http://www.bilbaoturismo.net/BilbaoTurismo/en/tourists>

#### 3.2. Getting to Bilbao from the airport

##### Bilbao Airport:

<http://www.aena.es/csee/Satellite/Aeropuerto-Bilbao/en/Bilbao.html>



**By taxi:** This will be an easy and convenient way to get to the hotel.

**Price:** 25€ approx. (depending on the traffic)

**Timetable:** 24 hour service

**Contact Telephone:** +34 944 800 909

**For more information:** <http://www.taxisaeropuertobilbao.com/>

**Distance and time:** 13km, 20 min



**By bus:** This will be a cheaper trip to get to the main bus station in Bilbao (TERMIBUS).

##### Bizkaibus Line 3247 Bilbao-Airport

Bus **single ticket:** €1.35

##### Timetable:

- Airport- Bilbao: between 6:15 and 00:00, every 30 minutes in winter and every 20 minutes in summer
- Bilbao-Airport: between 05:25 to 21:55 every 30 minutes in winter and every 20 minutes in summer

**Contact Telephone:** +34 902 222 265

##### For more information:

[http://www.bizkaia.net/home2/Temas/DetalleTema.asp?Tem\\_Codigo=195&idiotema=CA](http://www.bizkaia.net/home2/Temas/DetalleTema.asp?Tem_Codigo=195&idiotema=CA)

**Distance and time:** 13km, 20 min





### 3.3. Getting around Bilbao

#### By tram

**Single ticket:** 1,5 €

**Timetable:**

- Weekdays: 6:26-7:11 every 15 min., 7:11-21:11 every 10 min., 21:11-23:26 every 15 min.
- Saturdays: 7:26-15:11 every 15 min., 15:11-21:11 every 10 min., 21:11-23:11 every 15 min. (last service 23:34)
- Sundays and bank holidays: 7:26-23:11 every 15 min. (last service 23:34)

**Contact Telephone:** +34 902 54 32 10

**For more information:** <http://www.euskotren.es/es/tranviabilbao>

**Get to the DeustoTech Life:** “Guggenheim” stop. Once you are there, you will just need to cross the bridge over the river and then walk right for 5 minutes to get to the DeustoTech Life (see the map in the page 4).

#### By Bus: Bilbobus (Urban Buses)

**Single ticket:** 1.25€

**Timetable:** It consists of 35 lines, which run from 06:00-07:00 in the morning until 22:00-23:00 at night. Frequency of services varies from 10 to 30 minutes. There are also eight night bus or 'Gautxori' services, which run every half-hour, until 02:00-02:30 on Fridays and all night on Saturdays.

**Contact Telephone:** +34 94 479 09 81

**For more information:**

[http://www.bilbao.net/cs/Satellite?c=Page&cid=1279132680834&language=es&pageid=1279132680834&pagename=Bilbaonet%2FPage%2FBIO\\_detallePagina](http://www.bilbao.net/cs/Satellite?c=Page&cid=1279132680834&language=es&pageid=1279132680834&pagename=Bilbaonet%2FPage%2FBIO_detallePagina)

**Get to the DeustoTech Life:**

- “Unibertsitate 24” stop: lines 11, 71 and G8
- “Hermanos Aguirre / Unibertsitatea” stop: lines 71 and G8
- “San Pio X” stop: lines 01, 10, 13, 18 and A7

#### By Metro:

**Single ticket:** 1.5 € (Zone 1)

**Timetable:** Operating from 06:00 to 23:00, there are services with frequencies of less than six minutes at peak times during the day, except for Sundays and holidays, when there is ten minutes between services. A night service is also provided, until 02:00 on Fridays and the eve of holidays and all night on Saturdays.

**Contact Telephone:** +34 94 425 40 25

**For more information:** <https://www.metrobilbao.eus/en?language=1>

**Get to the DeustoTech Life:** “Moyua” or “Deusto” stop. Moyua is 15 minutes away on foot from DeustoTech Life and Deusto stop 10 minutes away.

#### **BIKE SIGHTSEEING:**

Discover Bilbao using a bike renting system per hours/days or by booking one of the fantastic tours in which professional tour guides will explain Bilbao in different languages. Everything in a healthy, fun and dissimilar way. Take a Tourné [www.tournebilbao.com](http://www.tournebilbao.com) / [info@tournebilbao.com](mailto:info@tournebilbao.com).


### **3.4.Accommodation**

 **Hotel Miró (\*\*\*\*):** 10 minutes on foot. URL: <http://www.mirohotelbilbao.com/>

 **Hotel Conde Duque (\*\*\*):** 15 minutes on foot. URL: <http://www.condeduquehotelbilbao.com/>

 **NH Deusto (\*\*\*):** 5 minutes on foot. URL: <http://www.nh-hotels.es/nh/es/hoteles/espana/bilbao/nh-deusto.html>

 **Barceló Nervión (\*\*\*):** 15 minutes on foot. URL: <http://www.barcelo.com/BarceloHotels/en-GB/Hotels/Spain/Bilbao/Nervion/Home>

 **Silken Gran Hotel Domine Bilbao (\*\*\*\*):** 10 minutes on foot. URL: <http://www.hoteles-silken.com/gran-hotel-domine-bilbao/>

 **Hotel Carlton (\*\*\*\*):** 20 minutes on foot. URL: <http://www.hotelcarlton.es/>



### **3.5.Cultural highlights**

#### **Guggenheim Museum**

**Price:** 8€ (including audio guide in English). Tickets can be bought directly from the ticket office

**Opening hours:** 10am-8pm

<http://www.guggenheim-bilbao.es/en/>.

**Tel.:** +34 944359080



### **Bilboboat (sailing in the river)**



**Bilboats** is a tourist and cultural services company that offers a different view of Bilbao, from the heart of the original borough: the Nervión estuary. Sailing Bilbao (60'): a 60 minute outing through the centre of Bilbao from the city hall bridge to the Abandoibarra zone. Optionally, audio guides are available in various languages with explanations of the

trail, its history, buildings, bridges and other constructions.

**Price:** 12€

**Timetable:** 13:00 - 16:00 - 17:30 - 19:00 hours.

<http://www.bilboats.com/en/sea-trips/sailing-bilbao.html>

**Tel:** +34 946424157/ +34 644442055

### **Artxanda (panoramic view of Bilbao).**



*Artxanda funicular*



*Panoramic view of Bilbao from Artxanda*

The funicular takes you from Plaza Funicular (Castaños Street, just behind the hotel) to mountain Artxanda from where one can contemplate the whole wonderful panoramic view of the Ville of Bilbao and the mouth of River of Bilbao.

**Price:** 2€ return

**Timetable:** from 8:15 until 23h, every 15 min.

[http://atearestaurante.com/el-concepto-atea/\(ES\)](http://atearestaurante.com/el-concepto-atea/(ES))

and

<http://www.bilbao.net/cs/Satellite/funicularArtxanda/Home/en/100010291/Home> (ENG)

## 4. IMPORTANT PHONE NUMBERS

**+34** (Spanish code if you are calling from abroad or from an international mobile phone)

**Taxis in Bilbao:** +34 944 44 88 88/ +34 944 26 90 26

**Police:** +34 94 420 5000

**Airport:** +34 902 404 704 / (+34) 944 869 663/4

## 5. USEFUL LINKS to MAKE the MOST of YOUR VISIT

- **Bilbao tourist information:**  
<http://www.bilbaoturismo.net/BilbaoTurismo/en/tourists#home-content>
- **Weather forecast in Bilbao:**  
<http://www.aemet.es/en/eltiempo/prediccion/municipios/bilbao-id48020>
- **History:**  
<http://www2.bilbao.net/bilbaoturismo/ingles/ipractica/historia.htm>
- **Tourist map:** <http://www.bilbaoturismo.net/BilbaoTurismo/en/planos>

### VIRTUAL TOUR AROUND BILBAO

- **Bilbao and the Guggenheim Museum:**  
<http://www.youtube.com/watch?v=naWlQhV057Y&list=TLzJafrMrsTmQ>
- **Bilbao: World Design Capital 2014:**  
<http://www.youtube.com/watch?v=h4mpM2vGd6w>
- **Bilbao, a walking tour along its history through its architecture:**  
[http://www.youtube.com/watch?v=xBfx4rDB\\_TE](http://www.youtube.com/watch?v=xBfx4rDB_TE)
- **Tourism in the Basque Country:** for those wishing to stay longer and enjoy the Basque Country:: <http://tourism.euskadi.net/en/>



